

The standard accretion disk model (α-disk model)
Shakura and Sunyaev A&A 24, 337 (1973)

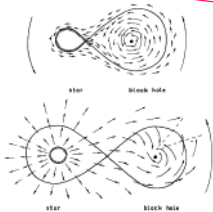
Black Holes in Binary Systems. Observational Appearance

N. I. Shakura
Sternberg Astronomical Institute, Moscow, U.S.S.R.

R. A. Sunyaev
Institute of Applied Mathematics, Academy of Sciences, Moscow, U.S.S.R.

Summary. The outward transfer of the angular momentum of the accreting matter leads to the formation of a disk around the black hole. The structure and radiation spectrum of the disk depend, mainly on the rate of matter inflow \dot{M} into the disk at its external boundary.

Standard disk
標準降着円盤
α-disk 円盤



質量降着率

Fig. 1. Two stages of matter capture by a collinear, as a normal compressive disk (α) to black hole, and the surface goes, in the matter through the inner lagrangian point. In the compression's size is much less than black hole the surface is connected with a stellar wind. The matter loses part of its kinetic energy in the shock wave and therefore, gravitational capture of accreting matter becomes possible.

If the viscosity in the disk ($r\phi$ -component of the shear stress tensor, $t_{r\phi}$) is assumed to be proportional to the pressure, P , as $t_{r\phi} = \alpha P$ the accretion disk equations are solved, where α is called the viscous parameter ($0 < \alpha < 1$).

Radial dependence of the disk temperature and the disk spectra are calculated as a function of mass accretion rate and α .

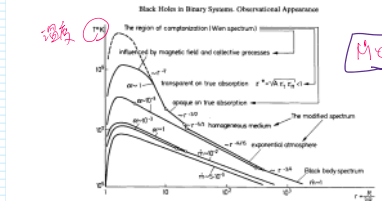


Fig. 12. Distribution of temperature along the radius of the disk if α and the parameter α are different




Fig. 3. The integral radiation spectra of the disk, computed for different α and α

Basic characteristics of the standard disk (Shakura and Sunyaev disk; α-disk model)

1. In the gas-pressure dominated disk, derive the relationship among the disk thickness, temperature, and gravitational potential

理想気体 $P \approx \frac{\rho kT}{m}$
圧力平衡 $\frac{dP}{dr} \approx -\frac{GM\rho}{r^2} \frac{h}{r} \Rightarrow \frac{P}{\rho} \approx \frac{GM\rho}{r^2} \frac{h}{r}$
 $\frac{P}{\rho} \approx \frac{GM}{r} \left(\frac{h}{r}\right)^2$



$\frac{P}{\rho} \approx \frac{1}{\rho} \frac{\rho kT}{m} \approx \frac{GM\rho}{r^2} \frac{h}{r}$
 $\frac{kT}{m} \approx \frac{GM}{r} \frac{h}{r}$

2. In the standard disk model, derive the relationships among the viscous parameter (α), disk thickness (h), radial velocity (v_r), rotational velocity (v_s), and sound velocity (v_s).

$v_{\text{rot}} = \sqrt{\frac{GM}{r}}$, $v_s = \sqrt{\frac{P}{\rho}}$
 $\frac{v_r}{v_s} \approx \frac{dP}{\rho v_s^2} \approx \alpha \frac{v_r v_s}{v_s^2} \approx \alpha \frac{v_r}{v_s} \leq 1$
 $\frac{P}{\rho} \approx v_s^2 \approx \frac{GM}{r} \left(\frac{h}{r}\right)^2 \approx v_r^2 \left(\frac{h}{r}\right)^2$
 $v_r \approx v_s \left(\frac{h}{r}\right) \Rightarrow v_s$
 $v_r \approx \alpha \frac{v_s^2}{v_r} \approx \frac{d v_s^2}{v_s} \frac{h}{r} \approx \alpha v_s \left(\frac{h}{r}\right) < v_s$
 $\approx \alpha v_r \left(\frac{h}{r}\right)^2 \ll v_g$

$\frac{kT}{m} \approx \frac{GM}{r} \left(\frac{h}{r}\right)^2$
potential energy $\sim \text{GeV}$
 $\frac{kT}{(GM/m)} \approx \left(\frac{h}{r}\right)^2$

Standard disk \Rightarrow geometrically thin




Situation about accretion disk in mid-1980's.

From High Energy Astrophysics by Kats (1986)

The theory of discs is in a much more primitive state than that of stars, because one essential constitutive relation is not understood, their rate of viscous heating. This resolves the problem of stellar structure prior to the development of nuclear physics in the 1930's. We may be worse off than this, because so few direct observations of discs are possible. What little data exist (for example, for discs around likely black holes like Cygnus X-1) indicates that real discs are not steady objects radiating from optically thick photospheres (as the theory assumes), but that they are wildly variable, release much

optically thin disk \rightarrow optically thin \rightarrow geometrical
optically thick disk \rightarrow optically thick \rightarrow geometrical

$\alpha \uparrow v_r \uparrow$ 粘りかた \rightarrow 環の厚さ \rightarrow 大きい
 $\alpha \downarrow v_r \downarrow$ 小さい \rightarrow 薄さ \rightarrow 小さい

thick (数学的に厚い) 
thin (幾何学的に薄い) 
thick (数学的に厚い) 
thick (幾何学的に厚い)

structure prior to the development of nuclear physics in the 1930's. We may be worse off than this, because so few direct observations of discs are possible. What little data exist (for example, for discs around likely black holes like Cygnus X-1) indicates that real discs are not steady objects radiating from optically thick photospheres (as the theory assumes), but that they are wildly variable, release much of their energy in optically thin regions, and may have important nonthermal processes. It may be appropriate to compare our present understanding of discs to Galileo's understanding of sunspots and solar activity.

$$\sim d v_g \left(\frac{h}{r} \right)^2 \ll v_g$$

$d \uparrow v_r \uparrow$ 粘性が大きい \rightarrow 流が速い
 $d \downarrow v_r \downarrow$ 小さい \rightarrow 粘性

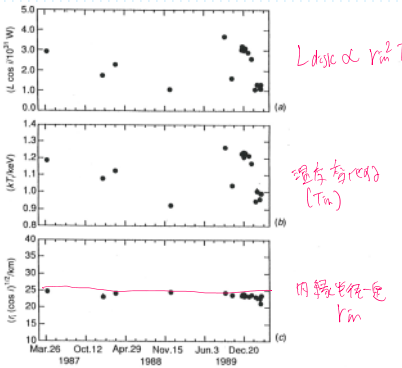
\rightarrow geometri

Japanese Ginga satellite launched in 1987.
Carry out precise measurements of X-ray energy spectra from accretion disk.

Longair "High energy astrophysics" 2nd edition (1994)
Now, both the luminosity, L , and the temperature, T_i , can be measured for the soft component and so the quantity $r_i \cos^2 i$ can be found. Inoue (1992) analysed variations of temperature and luminosity for these sources over a three-year period and found that the inferred value of $r_i \cos^2 i$ remained remarkably constant. He despite large variations in the luminosity of the soft component (Fig. 16.22). He suggested that r_i corresponds to the last stable orbit about the black hole, for example, in the case of LMC X-3, the inner radius corresponding to $r_i \cos^2 i = 25 \text{ km}$. A more complete analysis, taking account of the effects of special and general relativity has suggested that the mass of the black hole in LMC X-3 is about $5 M_\odot$.

ISCO
(Innermost Stable Circular Orbit)

(This is a remarkable result) but it is clearly dependent upon a number of assumptions, particularly that the accretion disc is optically thick. As was argued in Section 16.3.6, the inner regions of thin accretion discs are often expected to be optically thin. Nonetheless, this analysis is indicative of the type of programme which, if correct, provides direct evidence about the process of accretion onto black holes in relatively nearby systems.



$L_{\text{disc}} \propto r_i^2 T_i^4 \propto T_i^4$

固有温度 (T_i)

内縁半径 r_i

Figure 16.22. Time histories of the best-fit parameters to the soft component of the X-ray spectrum of LMC X-3, obtained by the Japanese Ginga satellite. (a) The bolometric luminosity of the sources; (b) the inferred temperature at the inner radius of the accretion disc; (c) the inferred inner radius, r_i , of the accretion disc. i is the inclination angle of the plane of the orbit to the plane of the sky. (From H. Inoue (1992), Proc. Texas/ESO-CERN Symposium on Relativistic astrophysics, cosmology and fundamental particles, eds J. D. Barrow, L. Mestel and P.A. Thomas, pp. 86-103. New York: New York Academy of Sciences.)

Solutions and stability of accretion disk models
Abramowicz et al. (1995)

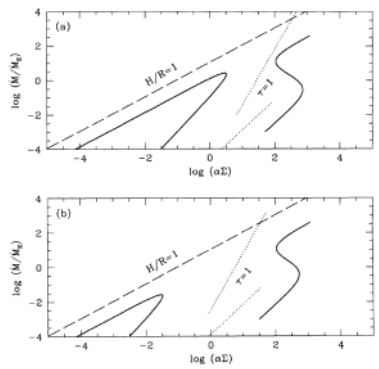
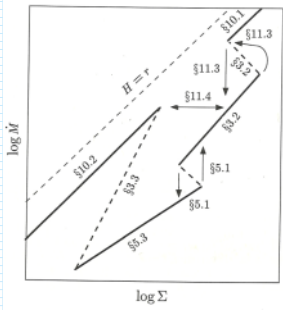


FIG. 3.—(a) Thermal equilibria for optically thick (the right solid S-shaped line) and optically thin (the left solid line) accretion disks. The upper branches represent advection-dominated solutions. Configurations above the dotted lines $\tau = 1$ are optically thin, where τ is the effective optical depth calculated by assuming that the pressure is dominated either by radiation (the upper one) or by gas (the lower one). The parameters assumed here are $M/M_\odot = 10$, $r = 5$, $\alpha = 0.1$, and $\zeta = 1$. (b) The same as (a) except for $\alpha = 0.01$.

Kato, Fukue, and Mineshige (1998) Black-hole Accretion Disks

ally thick (等价的) (写)

Thermal Equilibrium Curves



- Section 3.2 --- Optically thick disks --- Standard Shakura & Sunyaev disk, high-soft state of black hole binaries
- Section 3.3 --- Optically thin disk --- unstable (not observed)
- Section 5.1 --- Thermal-ionization instability --- explains the UV-optical dwarf novae ("disk instability model" by Osaki 1974)
- Section 5.3 --- Emission line formation of during quiescence (optically thick disk around white dwarfs) --- double horn emission lines
- Section 10.1 --- Radiation pressure dominated disk, optically thick advection dominated accreting flow (ADAF) --- slim disk
- Section 10.2 --- Optically-thin one-temperature disk, optically thin ADAF --- low-hard state of black hole binaries
- Section 11.3 --- Relaxation oscillations in hot accretion disks --- rapid and cyclic-variation of GRS1915+105
- Section 11.4 --- Advection dominated flow in X-ray novae --- State transition between the high-soft state and low-hard state

Origin of the turbulent viscosity in the accretion disk
Balbus and Hawley (1991)

A POWERFUL LOCAL SHEAR INSTABILITY IN WEAKLY MAGNETIZED DISKS
I. LINEAR ANALYSIS
Steven A. Balbus and John F. Hawley
Virginia Institute for Theoretical Astronomy, Department of Physics, University of Virginia, P.O. Box 803, Charlottesville, VA 22904
Received 1990 November 17; revised 1991 January 17

ABSTRACT
In this paper and a companion work, we show that a broad class of astrophysical accretion disks is dynamically unstable to axisymmetric disturbances in the presence of a weak magnetic field. Because of the shear, α -turbulence-like, the result here opens general, differential-rotating systems wide generally. This work provides a linear analysis of the instability (the companion work presents the results of nonlinear numerical simulations). The instability is local and extremely powerful. The maximal growth rate is of order the angular rotation velocity and is independent of the strength of the magnetic field, provided only that the magnetic shear is in the field. It is due to the magnetic shear. Unstable configurations do not require the presence of a vertical field component, and are therefore not subject to the generation of a vertical component. The instability also requires that the angular velocity be decreasing outward. In the absence of a powerful viscous process, there are no other mechanisms by which local vortices associated with the instability develop. Gravity generates both poloidal and toroidal field components. We discuss the physical interpretation of the instability in detail. Conditions under which vortices occur are suggested. The consequences of the instability (Rayleigh criterion for shear instability) in the limit of vanishing field strength is noted and explained. The instability is a generic feature of disk boundary conditions set by the conservation of fluid properties. Its existence precludes the possibility of internal incompressible mass propagation in a disk. If present in astrophysical disks, the instability, which has the character of an interchange, is very likely to lead to generic and efficient angular momentum transport, thereby resolving an outstanding technical problem.
Subject headings: accretion --- hydrodynamics --- instabilities

1. INTRODUCTION
A long-standing challenge to the theory of accretion disks has been to show how first principle a mechanism capable of generating turbulent viscosity, since the angular momentum transport resulting from the action of ordinary molecular viscosity is extremely inefficient (Pringle 1981). In this work and a companion paper (Balbus & Hawley 1991, hereafter II), we show that optically thin accretion disks are subject to a local powerful differential-rotating shear instability, which is a generic feature of disks.

Radiative transfer in the optically thick accretion disk
Local accretion spectrum is "diluted blackbody", where the color temperature, T_{col} is larger than the effective temperature T_{eff} due to Comptonization in the hot disk atmosphere.
If $T_{col} \gg T_{eff}$ (color correction) is strongly dependent on the disk radius and/or disk luminosity, the emerging disk spectrum would be very complicated!

Shimura and Takahara (1995)

ON THE SPECTRAL HARDENING FACTOR OF THE X-RAY EMISSION FROM ACCRETION DISKS IN BLACK HOLE CANDIDATES
TOSHIBA SHIMURA AND FUMIO TAKAHARA
Department of Physics, Tokyo Metropolitan University, 1-5 Minamiosaka, Hachioji, Tokyo 192-03, Japan;
@shimura@kai.tmu.ac.jp
Received 1994 September 27; accepted 1994 December 17

ABSTRACT
Radiation spectrum and the spectral hardening factor of an accretion disk around a Schwarzschild black hole with a mass of 1.4, 1, and 0.6 M_{\odot} are determined by solving the vertical structure and radiative transfer self-consistently. When a viscous parameter $\alpha = 0.1$, for accretion rates close to the Eddington limit, the local spectrum can be described by the diluted blackbody spectrum with the spectral hardening factor $f \approx 1.8-2.0$, which is almost independent of a radial position and black hole mass. For $\sim 10\%$ of the Eddington rate, the local spectrum emitted from an inner region can be approximated by the diluted blackbody with $f = 1.7$. For accretion rates lower than 1% of the Eddington limit, the local spectrum cannot be fitted with any f . For accretion rates close to the Eddington limit, f increases with an increase of α in an inner region for $\alpha > 0.1$, and the radial dependence of f also becomes large gradually. We have applied our results to the observations.

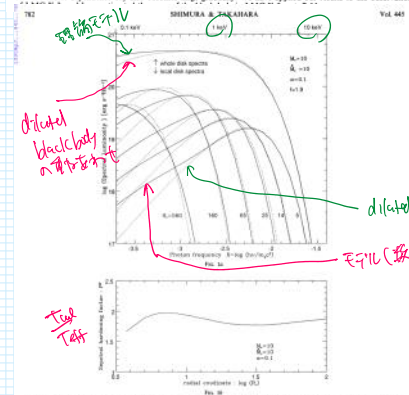


FIG. 1.— log Bolometric spectrum for $M_{\bullet} = 10, 1, 0.6, 0.1 M_{\odot}$ and $\alpha = 0.1$. The solid lines show the calculated curves while the dotted lines show $f = 1.8$. The lower curves show the local spectra weighted by the area of the ring at various radii $R_{in} = 1, 2, 4, 8, 16, 32, 64, 128$, and 256. The upper curves show the accretion spectrum from a whole disk. (F) (in the case of spectral hardening factor f) as a function of R_{in} for the same parameters as above.

X-ray energy spectra of the standard disk
1. Derive the radial dependence of the optically thick accretion disk temperature (you may ignore the inner-boundary condition).

2. Using the result above, calculate the observed energy spectrum from the optically thick accretion disk (local emission is assumed to be black body) with the inner disk radius r_{in} and temperature T_{in} at the distance d and the inclination angle i .

3. Calculate the luminosity of the accretion disk (local emission is blackbody) with the inner disk radius (r_{in}) and temperature (T_{in}).

→ 色温度 (color temperature) の計算, disk の 傾斜!

$$\frac{T_{col}}{T_{eff}}$$

降着円盤の local spectrum is diluted blackbody (色温度)

$$\left(\frac{T_{col}}{T_{eff}}\right)^4 B_{\nu}(T_{col})$$

$$T_{col} \approx (1.7-2.0) T_{eff}$$

diluted blackbody
F-TIL (軟化計算)

$$\frac{T_{col}}{T_{eff}}$$

4. Let's assume that the optically thick disk emits at the Eddington luminosity, and the inner disk radius (r_{in}) is determined by ISCO of the non-rotating black hole (BH).
 Derive the mass dependence of the inner-disk temperature (T_{in}). Is the temperature higher or lower when the mass gets higher?

5. Compare the disk temperatures for AGN ($M=10^6 M_{\odot}$), neutron star ($M=1 M_{\odot}$) and black hole ($M=10 M_{\odot}$), when they are emitting at their Eddington limits?

6. What if the local emission is "diluted blackbody", instead of blackbody?

Observation of the standard disk

THE ASTROPHYSICAL JOURNAL LETTERS, 718:L117–L121, 2010 August 1
 doi:10.1088/2041-8205/718/L117
 © 2010. The American Astronomical Society. All rights reserved. Printed in the U.S.A.

THE CONSTANT INNER-DISK RADIUS OF LMC X-3: A BASIS FOR MEASURING BLACK HOLE SPIN

JAMES F. STEINER¹, JEFFREY E. MCCLINTOCK¹, RONALD A. REMILLARD², LIJUN GOU¹, SHIN'YA YAMADA³,
 AND RAMESH NARAYAN¹

¹Harvard-Smithsonian Center for Astrophysics, 60 Garden Street, Cambridge, MA 02138, USA; jstein@ifa.harvard.edu
²MIT Kavli Institute for Astrophysics and Space Research, MIT, 70 Vassar Street, Cambridge, MA 02139, USA
³Department of Physics, University of Tokyo, 7-3-1 Hongo, Bunkyo-ku, Tokyo 113-0033, Japan
 Received 2010 January 25; accepted 2010 June 26; published 2010 July 9

ABSTRACT

The black hole binary system LMC X-3 has been observed by virtually every X-ray mission since the inception of X-ray astronomy. Among the persistent sources, LMC X-3 is uniquely both habitually soft and highly variable. Using a fully relativistic accretion disk model, we analyze hundreds of spectra collected during eight X-ray missions that span 26 years. For a selected sample of 391 *RXTE* spectra, we find that to within $\approx 2\%$ the inner radius of the accretion disk is constant over time and unaffected by source variability. Even considering an ensemble of eight X-ray missions, we find consistent values of the radius to within $\approx 4\% - 6\%$. Our results provide strong evidence for the existence of a fixed inner-disk radius. The only reasonable inference is that this radius is closely associated with the general relativistic innermost stable circular orbit. Our findings establish a firm foundation for the measurement of black hole spin.

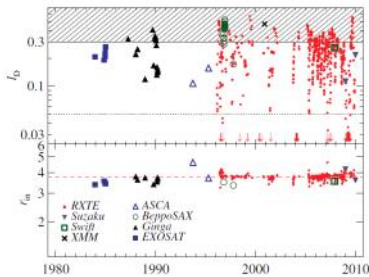


Figure 1. Top: accretion disk luminosity in Eddington-scaled units ($M = 10 M_{\odot}$) vs. time for all the data considered in this study (766 spectra). Red arrows show *RXTE* data which are off scale. Data in the unshaded region satisfy our thin-disk selection criterion ($R/R_g < 0.1$, which implies $L_b < 0.3$; McClintock et al. 2006). The dotted line indicates the lower luminosity threshold ($5\% L_{\text{Edd}}$) adopted in Section 3.1. Bottom: values of the dimensionless inner-disk radius r_{in} are shown for thin-disk data in the top panel that meet all of our selection criteria (411 spectra; see Section 3.1). Despite large variations in luminosity, r_{in} remains constant to within $\approx 4\%$ over time. The median value for the *RXTE* data alone ($r_{in} = 3.77$) is shown as a red dashed line.

Mon. Not. R. Astron. Soc. **347**, 815–814 (2004)

Black hole accretion discs: reality confronts theory

Marek Gierliński^{1,2*} and Chris Done¹

¹Department of Physics, University of Durham, South Road, Durham DH1 1TA
²Observatorio Astronómico Universidad Jagiellońska, 20-244 Kraków, Polska




Figure 2. This figure shows the relationship between the inner-disk radius r_{in} (y-axis) and the inner-disk temperature T_{in} (x-axis) for different black hole masses. The data points are color-coded by mission: RXTE (red circles), Suzaku (black triangles), Swift (green squares), XMM (blue crosses), ASCA (open triangles), ReposeSAX (open circles), Ginga (black squares), and EXOSAT (black diamonds). The dotted line indicates the lower luminosity threshold ($5\% L_{\text{Edd}}$) adopted in Section 3.1. The red dashed line indicates the median value for the *RXTE* data alone ($r_{in} = 3.77$).

ACCRETION DISK SPECTRA OF ULTRALUMINOUS X-RAY SOURCES IN NEARBY SPIRAL GALAXIES AND GALACTIC SUPERLUMINAL JET SOURCES

KEN EKIMOTO¹
 NASA Goddard Space Flight Center, Code 662, Greenbelt, MD 20771,
 and (NASA/JPL) Space Telescope Science Center, 3700 Chantilly, Virginia,
 ekimota@stsci.edu
 PHILIP ZUCKER²
 National Superconducting Cyclotron Laboratory, Michigan State University, East Lansing,
 Michigan 48824
 AYU KUROKI³
 Institute of Space and Astronautical Sciences, 3-1-1 Yoshinodai, Sagami-ku, Kanagawa 229-8510, Japan
 TOSHITSUGU MATSUO⁴
 National Laser Accelerator Center, 2075 Road Hill Road, Menlo Park, CA 94025
 AND
 KEN-YA WAKABAYASHI⁵
 Yukawa Institute for Theoretical Physics, Kyoto University, Sakyo-ku, Kyoto 606-8502, Japan
 Received 2001 May 12, accepted 2002 Aug 22

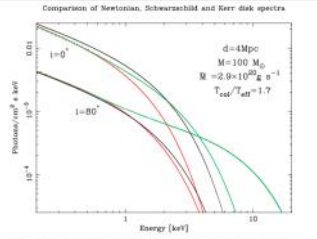


Fig. 1. Comparison of Newtonian (black), Schwarzschild (red) and extreme Kerr ($a = 0.998$, green) disk spectra for the function $f(r) = r^2$ and a most oblate disk ($i = 90^\circ$). Inner disk radius is $6r_g$ for the Newtonian and Schwarzschild disks, and $10r_g$ for the Kerr disk. The source mass accretion rate is assumed, which is set chosen to give the Eddington luminosity for the Schwarzschild disk. Other disk parameters are indicated in the figure. Note that the total disk luminosities are different for the three disk models because the energy conversion efficiency are different (0.065, 0.07 and 0.366 for Newtonian, Schwarzschild and Kerr disks, respectively).

How to determine the black hole spin from X-ray observation of the accretion disk?

IOP Publishing CLASSICAL AND QUANTUM GRAVITY
 Class. Quantum Grav. 28 (2011) 114009 (17pp) doi:10.1088/0264-9318/28/11/114009

Measuring the spins of accreting black holes
 Jeffrey E McClintock¹, Ramesh Narayan¹, Shane W Davis², Lijun Gou¹, Akshay Kulkarni¹, Jerome A Orosz³, Robert F Penna¹, Ronald A Remillard⁴ and James F Steiner¹

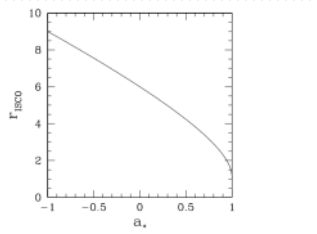


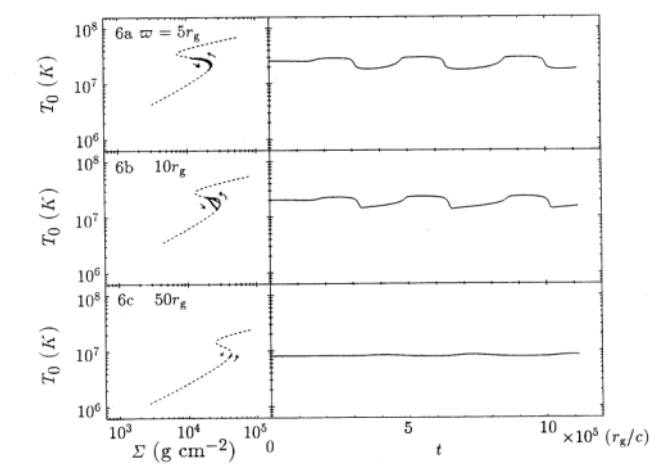
Figure 2. Radius of the ISCO in units of GM/c^2 versus the black hole spin parameter. Negative values of a_* correspond to retrograde motion, with the black hole spinning in the opposite sense of the disk. Stellar black holes are expected to have prograde spins ($a_* > 0$) as a consequence of their formation in a binary system, whereas the spins of supermassive black holes, which are conditioned by galaxy merger events, may be either prograde or retrograde (e.g., Gierliński et al 2010).

Table 1. Spin results to date for eight black holes^a

Source	Spin a_*	Reference
1 GRS 1915+105	> 0.98	McClintock et al 2006
2 LMC X-1	$0.94^{+0.05}_{-0.05}$	Cou et al 2009
4 M33 X-7	0.84 ± 0.05	Liu et al 2008, 2010
4U 1543–47	0.80 ± 0.05	Shafiqee et al 2006
5 GRO J1655–40	0.70 ± 0.05	Shafiqee et al 2006
6 XTE J1550–564	$0.34^{+0.20}_{-0.20}$	Steiner et al 2010b
7 LMC X-3	$< 0.3^b$	Davies et al 2006
8 A0620–00	0.42 ± 0.18	Gou et al 2010

^a Errors are quoted at the 68% level of confidence.
^b Provisional result pending improved measurements of M and i .

Observation of the slim disk
 Honma, Matsumoto and Kato (1991)



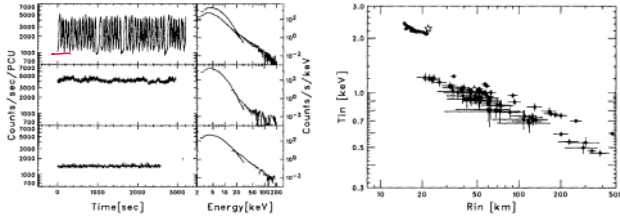


Figure 1. Left panel: Typical PCA light curves and its corresponding energy spectra obtained by the PCA and the HEXTE. Right panel: Relation between R_{in} and T_{in} in the MCD component. All the pointing observations we analyzed are plotted. The flaring and the quiescent states of the variable states are marked by open stars.

Energy spectra from the "slim disk"

1. Indicate that the slim disk luminosity may exceed the Eddington limit.

2. How the slim disk spectral shape is characterized compared to that of the standard disk?

Publications of the Astronomical Society of Japan, 2001, Vol. 43, No. 1, pp. 133-141
 Galactic Black-Hole Candidates Shining at the Eddington Luminosity
 Ken-ya WUENAI, Jun FUKUKI, Shinya TATEYUKI
 Astronomical Institute, Osaka-Kyoto University, Asaka-ku, Kyushu, Osaka 595-8502
 E-mail (KW): wunai@astronomical.in.ozka.kyushu-u.ac.jp
 Shin MURAKAMI
 Department of Astronomy, Graduate School of Science, Kyoto University, Sakyo-ku, Kyoto 606-8502
 (Received 2000 August 24, accepted 1999 October 10)
 Abstract
 We discuss distinctive features of luminous accretion disks shining at the Eddington luminosity in the context of galactic black-hole candidates (GBHCs). We first show that the standard-disk picture is not applicable, although it is often utilized. Rather, the disk becomes optically thin toward the inner region especially thick the accretion rate falls. The slim disk exhibits several noteworthy properties: (1) The disk luminosity is insensitive to the mass-flow rate, \dot{M} , and is always large, around the Eddington luminosity, L_E , even if \dot{M} greatly exceeds \dot{M}_{Edd} . This reflects the fact that radiation cooling is no longer balanced by viscous heating and excess energy is carried by accretion matter to black holes. (2) The spectra of the slim disks are multi-color blackbody characterized by (i) high maximum temperature, $kT_e \sim 1$ keV, (ii) small size of emitting region, $r_{in} \sim 1 r_g$ (with r_g being Schwarzschild radius), due to substantial radiation cooling on the inside r_{in} , and (iii) better spectra in the soft X-ray, $< 10^4$ eV, because of a better effective temperature profile of the disk disk, $T_{eff} \propto r^{-3/2}$ (in contrast with $r^{-3/4}$ in the standard disk). Thus, a small $r_{in}(\sim 1 r_g)$ does not necessarily mean the presence of a Kerr hole. Furthermore, (i) as \dot{M} increases, T_e increases while r_{in} decreases as $r_{in} \propto (\dot{M})^{-1/2}$ approximately. That is, the change in r_{in} induced from the fitting do not necessarily mean the change in the physical boundary of the optically thick portions of the disk. Observational implications are discussed in relation to binary jet sources.
 Key words: accretion, accretion disks — black holes — stars — X-rays

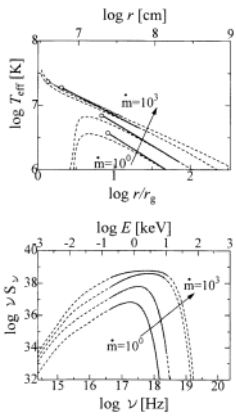
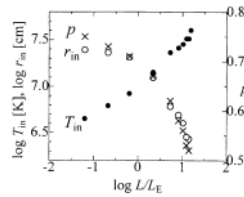


Fig. 4. Fitting to slim disks. The dashed lines represent the numerical solutions, while the solid lines means fitting curves. The parameters are $M = 10 M_\odot$ and $\dot{m} = 10^0, 10^1, 10^2, 10^3$, respectively.



3. Show examples of the X-ray sources where the slim disk spectra are observed.




Fig. 1.—Plot of the 0.5–12 keV light curve of XTE J1501–504, obtained with the XTE ASM. The pointing observations are indicated with downward-pointing arrows. The horizontal arrow represents the period studied in the present paper.

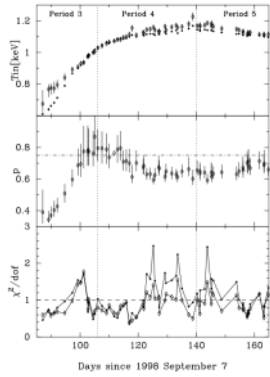
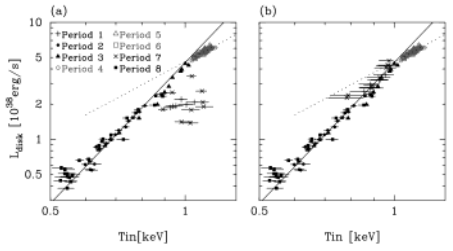


Fig. 3.—Time histories of the best-fit parameters of the p -free disk model (dotted line). For comparison, the MCD parameters are also plotted with filled circles in the top and bottom panels. In the middle panel, $p = 0.75$ is indicated by a dotted line.

The Astrophysical Journal, 652, L109–L110, 2006 December 1
© 2006 The American Astronomical Society. All rights reserved. Printed in the U.S.A.

A STELLAR-MASS BLACK HOLE IN THE ULTRALUMINOUS X-RAY SOURCE MR2 X-1?

TAKAHI OHLIRA,¹
 Astrophysics Science Division, NASA-Goddard Space Flight Center Code 662, Greenbelt, MD 20771
 KEN IIBARA,²
 Institute of Space and Astronautical Science, 3-1-1 Yoshinaka, Sagami-ku, Kanagawa, 228-8503, Japan
 AND
 TOSHIHIRO KAWAGUCHI,³
 Department of Physics and Mathematics, Ariyama College University, Fuchino 5-50-1, Sagami-ku, Kanagawa 228-8503, Japan
 Accepted 2006 June 5; accepted 2006 October 22; published 2006 November 6

ABSTRACT

We have analyzed the archival *XMM-Newton* data of the bright ultraluminous X-ray source MR2 X-1 with a 105 ks exposure when the source was in the steady state. Thanks to the high photon statistics from the large effective area and long exposure, we were able to discriminate different X-ray continuum spectral models. Neither the standard accretion disk model (before the radial dependency of the disk effective temperature is $T(r) \propto r^{-3/2}$) nor a power-law model gave a satisfactory fit. In fact, observed curvature of the MR2 X-1 spectrum was just between those of the two models. When the exponent of the radial dependence (α in $T(r) \propto r^{-\alpha}$) of the disk temperature is allowed to be free, we obtained $\alpha = 0.61 \pm 0.02$. Such a reduction of α from the standard value ($\alpha = 1$) under extremely high mass accretion rates is predicted from the accretion disk theory as a consequence of the radial energy advection. Thus, the accretion disk in MR2 X-1 is considered to be in the slim-disk state, where an optically thick, advection-dominated accretion flow is taking place. We have applied a theoretical slim-disk spectral model to MR2 X-1 and estimated the black hole mass as $19 \pm 0.3 M_{\odot}$. We propose that MR2 X-1 is a relatively massive stellar black hole that has been produced through evolution of an extremely massive star, showing a super-Eddington luminosity by several times the Eddington limit.

Subject headings: accretion, accretion disks — black hole physics — X-rays: individual (MR2 X-1)

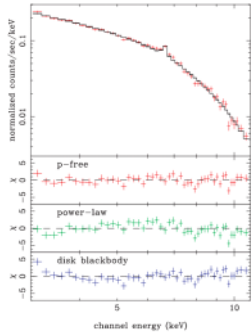


Fig. 4.—Folded spectrum of MR2 X-1, fitted with the p -free disk blackbody and narrow Gaussian model (top), and residuals for fitting with three different models: p -free, power-law, and disk blackbody.

