

ASSERTトモグラフィ観測による 小惑星内部構造探査

熊本篤志, 小野高幸, 笠羽康正 (東北大)
A. Herique, W. Kofman (UJF Grenoble/CNRS)

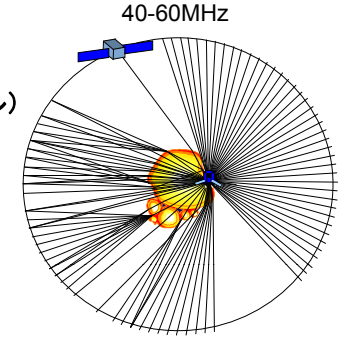
ASSERT

小惑星の内部構造探査

内部構造 (Global ~ 数mスケール)
Porosity分布 (←誘電率分布)

→小惑星の起源・進化の解明

Accretion
Structure modification
Differentiation
...



方法:

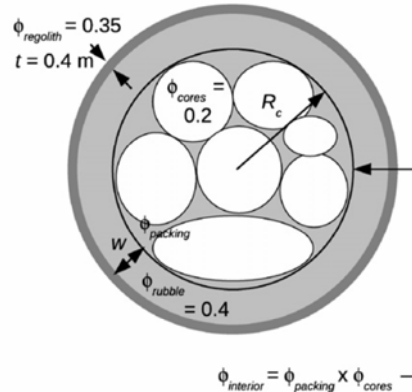
Rosetta (彗星探査機) に搭載実績のある

Consert (Bistatic radar) を小惑星探査に適用する。

→ASSERT (Observation of Asteroid by Consert)

観測すべき空間スケール: Itokawaの場合

Fixed overall asteroid porosity, $\phi_{\text{overall}} = 0.4$



[Barnouin-Jha et al., 2008]

Proposed Structure

Regolith:

- Thickness: 0.4m
- Porosity: 0.35

Rubble:

- Thickness: <80m
- Porosity: 0.4

Cores:

- Diameter: ~200m
- Porosity: 0.2

小惑星の内部構造:どのモデルに合致?

	Unaltered	Coherent but Fractured	Heavily Fractured	Rubble Pile	
A.					The undifferentiated model (Wetherill & Chapman, 1988)
B.					The onion shell model (Miyamoto et al., 1981)
C.					The heterogeneously heated model (McCoy et al., 1990)
D.					The metamorphosed planetesimal model (Scott & Rajan, 1981)
E.					The differentiated model (Wetherill and Chapman, 1988)

Rosetta

ESAの彗星探査機
観測対象: Churyumov- Gerasimenko彗星 (3AU@2014年)


Orbiter
観測期間: 18ヶ月
軌道半径: 5~30km
観測項目
Surface Remote sensing : Imager & UV, IR, IRth, mW
Dust, plasma measurements
Nucleus internal structure: Radio science & Consert



Orbiter

Lander (PHILAE)
観測期間: 7日 (バッテリーによる) + α(太陽電池による)
観測項目
Chemical analysis, Drilling, Physical parameters,
Imager and microscope, Consert


運用履歴 & 予定
2004年3月 打ち上げ
2014年8月 彗星周回軌道に投入
2014年11月 Landerを投下・彗星に着陸



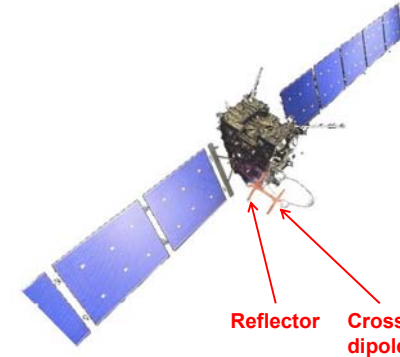
Lander (PHILAE)

Antenna of Consert/Orbiter

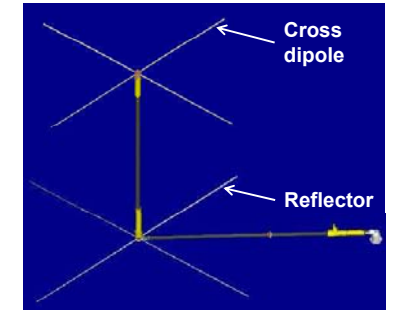
Cross dipole + Reflector



Antenna of Consert/Orbiter (Folded)




Reflector Cross dipole



Antenna of Consert/Orbiter (Extracted)

Antenna of Consert/Lander

Two monopoles



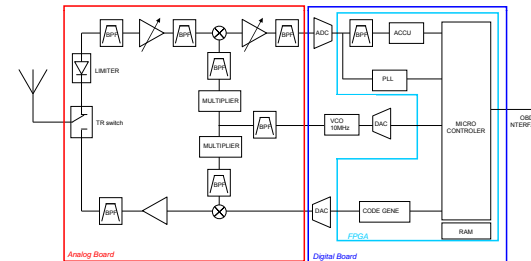
Two monopoles

Monopole (Folded)




Antenna of Consert/Lander (Folded on the lander body)

Electronics Box of Consert



送受信機のブロック図



	Orbit	Lander
E box	1.5kg	1.5kg
Antenna, Harness	1.5kg	0.8kg
Volume	1500cc	1500cc
Mean power	3W	3W
RF power (TX)	2W	0.2W

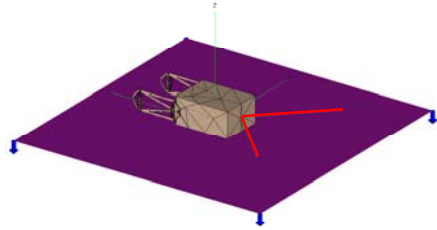
送受信機の重量・サイズ・電力



ASSERT/Lander

- Antenna: Two monopoles
 - V configuration
 - Deployment mechanism

Electronics Box: Concertに同じ

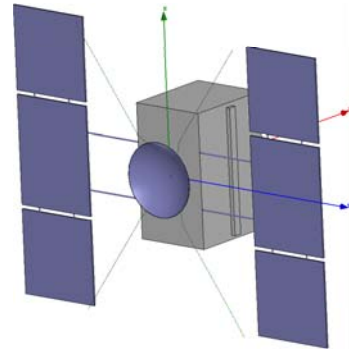


ASSERT/Orbiter

- Interface **TBD**
 - Housing, shielding, DC/DC & EMC

- Antenna: **TBD**
 - Feeding points behind the HGA
 (main lobe + Z direction)
 - Monopoles are angled
 - Antenna length: 1.8m
 - Deployment mechanism: **TBD**

Electronics Box: Concertに同じ



Resource Estimation of ASSERT

- Total mass:
 1920 g
- Total Power:
 8 W (Average)
 10 W (Max)
- Data Rate:
 ~ 50 Mbits (Orbiter)
 < 5 Mbits (Lander)

	LANDER	ORBITER
ELECTRONICS		
analogue part	125	125
Digital part	125	125
DC/DC	70	100
Housing	0	300
Shielding	150	100
colons, glue	30	70
total	500	820
ANTENNA		
Monopoles and mechanisms	180	300
harness	20	100
total	200	400
TOTAL	700	1220

ASSERT/Orbiter用アンテナの検討




BeCu Interlocked Bistem Antenna (Kaguya)
 2kg/unit → **重すぎ**



BeCu Ribbon Antenna (Sounding rockets)
 伸長精度に難

200g/unit
 (50g/element)
軽量化可能



CFRP Unistem Antenna (ISAS搭載機器基礎開発, H21)...現在はBBM段階

244g/unit
 (8.63g/element)
軽量化可能

まとめ

Bistatic radarによる小惑星内部構造探査のため、Hayabusa-2及びMascot LanderへのASSERTの搭載を提案.

ASSERT

- Concert/Rosettaを小惑星観測に適用
- 送受信機 (Orbiter/Lander双方に搭載) はConcertと同設計
- Lander側アンテナはV型モノポール
- Orbiter側アンテナは全長1.8mのクロスダイポール (位置等は**TBD**)
- Orbiter側の重量は1.2kg、平均電力は4W